

Confirming Lab Hazards

To confirm lab hazards, select “View Lab Profile” from the left menu.



Select “Edit Hazards” from the lab profile.

Mason Lab

Emergency Shutdown Status: Normal Operations

Contact Info

Principal Investigator: [Cindi Mason](#)

Department: Research Safety

Building:

Room Number:

Mail Code:

Phone Number:


Lab Phone Number:


Fax Number:


Safety Contacts


No safety contacts assigned.

Compliance Summary

Biological: 

Radiological: 

Training: 

Equipment: 

[View Dashboard](#)


Research Focus


There is no focus filled out.


Hazards Last Certified by PI: Never [Require Recertification](#)


Edit Hazards


Confirm that the lab hazards selected reflect all of the work that is taking place in the lab (update if necessary) and scroll down to select “Submit”.

Transporting materials between buildings or campuses 

Transporting materials between buildings or campuses - Biological 

Transporting materials between buildings or campuses - Chemical 

Transporting materials between buildings or campuses - Radioactive 

No Hazards 

Submit

Cancel

Note: This must be done regardless of no changes taking place.